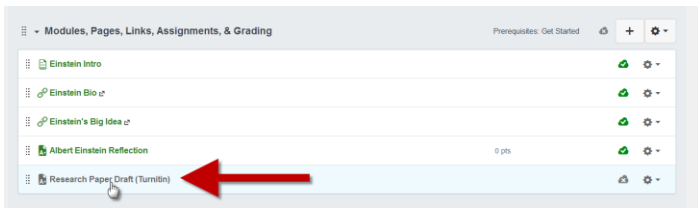



Updating Turnitin on Assignment

Select the assignment you want to edit or update.

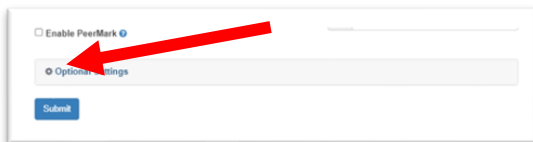


In the Turnitin window, select cog in top right corner of assignment.

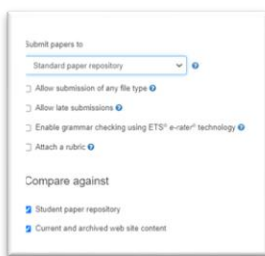


***If there is a pop up survey at the bottom of the settings page you can dismiss it by selecting the x in the top right corner.

Select the cog next to the Option Settings at the bottom of the settings page.



You will then see additional settings that you can edit.



1. These settings are optional, and can be individualized by the instructor of that course. Some settings that you may want to add are
 - a. Allow submissions of any type
 - b. Allow late submissions

Select Submit if you have changed the optional settings to save changes.

Grading should be done directly in Turnitin; grades will feed into Speed Grader automatically